

EVALUATING THE ROLE OF TECHNOLOGY IN REDUCING THE SERVICE QUALITY GAP

Mr. Abishek D M

Principal Sri Vidyaniketan Degree College, Gangavathi & Research Scholar, Department of Business Administration, Vijayanagara Sri Krishnadevaraya University, Ballari, India

Abstract

In today's experience-driven economy, closing the service quality gap between customer expectations and delivered service is paramount. Technology has emerged as a powerful force in this endeavor, impacting every stage of the service delivery process. This research article delves into the multifaceted role of technology in bridging the service quality gap, exploring its influence on each stage of the renowned Gaps Model of Service Quality. We examine how technology fosters service innovation, expands delivery options, empowers customers and employees, and facilitates global reach. However, the article also acknowledges the potential pitfalls of technology's embrace, highlighting ethical considerations and unintended consequences. Finally, we analyze the specific impact of technology on each individual service gap, offering insights into how technological solutions can address critical disconnects between customer expectations and provider realities. By understanding the nuanced interplay between technology and service quality, organizations can leverage its potential to elevate customer satisfaction and achieve sustainable success in the digital age.

Keywords: Service quality, Gaps Model, technology, customer expectations, service delivery, digital transformation, customer satisfaction

INTRODUCTION

Services are the driving force behind the world's most developed economies, representing a significant portion of GDP and employment. Despite their dominance, service excellence, research, and innovation often receive less attention compared to their counterparts in tangible goods and technologies. To address this imbalance, service science seeks tools and frameworks like the Gaps Model of Service Quality. This model, introduced in 1985, has helped organizations across industries deliver exceptional service through strategies focused on closing five key gaps between customer expectations and delivered service. Notably, advancements in technology have significantly influenced these strategies, making the Gaps Model even more relevant for service science in the evolving service-driven landscape.

LITERATURE REVIEW

Pioneered in 1985, the Gaps Model (Parasuraman et al., 1985; Zeithaml et al., 1990) has become a cornerstone of service quality assessment. This research builds upon this established framework by exploring the multifaceted role technology plays in bridging the gap between customer expectations and delivered service. While previous research acknowledges technology's positive impact on service innovation and efficiency (Bitner & Brown, 2008), this study delves deeper, examining how technology affects each stage of the Gaps Model. The authors offer novel insights into how specific technologies address individual gaps, such as AI-powered tools mitigating the "Listening Gap" (Gap 1) and multi-channel communication platforms minimizing the "Communication Gap" (Gap 4). This nuanced analysis of technology's influence presents valuable contributions to service science by demonstrating its potential as a powerful driver of service excellence in the digital era.

GAPS MODEL OF SERVICE QUALITY

The Gaps Model of Service Quality stands as a powerful framework for managing service excellence and driving customer-centric innovation. Since its inception, service quality, innovation, and customer focus have become crucial competitive strategies, making this integrated framework more relevant than ever across diverse industries. A key strength of the model lies in its emphasis on cross-functionality. While developed by marketing academics, it transcends disciplinary boundaries, drawing upon logic and strategies from operations, human resources, marketing, and increasingly, information systems. This holistic approach ensures every function and decision within an organization aligns with the overarching goal of exceeding customer expectations. The model hinges on the Customer Gap, the crucial difference between what customers expect and what they actually experience. The remaining four "provider gaps" represent potential pitfalls hindering the successful fulfillment of those expectations: failing to actively listen to customers (Gap 1), designing services that miss the mark (Gap 2), delivering inconsistent service performance (Gap 3), and mismanaging communication of service promises (Gap 4). Closing the Customer Gap, therefore, requires addressing any or all of these underlying provider gaps.

While the basic logic is straightforward, the model delves deeper, offering specific strategies for tackling each gap. We will explore these strategies in more detail in subsequent sections, showcasing how organizations can leverage the Gaps Model to bridge the gap between customer expectations and their lived experience, ultimately establishing a competitive edge in the customer-centric landscape.

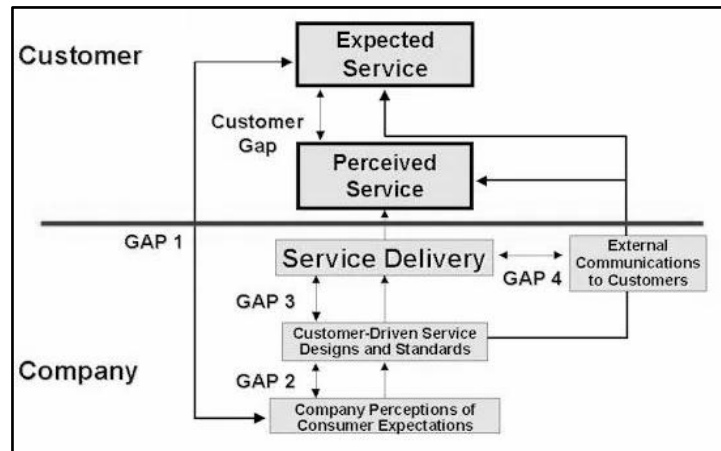


Fig.1.1: Gaps Model of Service Quality

Despite its age, the Gaps Model has proven remarkably adaptable to the evolving global business landscape. Initially geared towards traditional service industries, its message now resonates with progressive technology and manufacturing companies who also recognize the vital role of service in their success. This shift reflects a broader understanding of the service-dominant nature of today's economy. Furthermore, the rapid technological advancements since the model's inception have profoundly impacted service delivery. Communication, design, and execution have all been transformed, opening doors to innovative offerings unimaginable in the pre-digital era. Notably, technology has challenged the traditional assumption of service as a local, real-time experience. By enabling remote delivery and consumption, it has fostered unprecedented accessibility and globalization, allowing services to transcend geographical and temporal boundaries. While the initial version of the Gaps Model couldn't fully anticipate these dramatic changes, its core principles remain potent and adaptable. Its focus on understanding and closing the gap between customer expectations and delivered service continues to offer a valuable framework for organizations navigating the dynamic service landscape of the 21st century.

MECHANISM AND SERVICES

Technology, particularly information technology, has revolutionized the service landscape, impacting not only what services are offered but also how they're delivered and managed. From innovative service concepts to remote delivery models, the digital revolution has sparked fundamental shifts. These overarching themes related to technology and service will be woven throughout our exploration of the Gaps Model, as we delve into specific gaps and strategies for bridging them.

❖ Innovative Inspiring Service

The digital revolution has been the driving force behind a plethora of service innovations that now permeate our daily lives. From ubiquitous automated voice systems and smart services like connected cars and remote health monitoring, to entirely new internet-based offerings like Amazon and Second Life, technology has reshaped the service landscape. Traditional companies have also embraced this transformation, with examples like the Wall Street Journal's interactive edition allowing personalized content tailoring. Notably, advancements are enabling convergence, making entire service suites like phone, internet, and video accessible through single devices like iPhones. This technological metamorphosis continues to redefine the very nature of service provision and consumption.

❖ Imparting Options for Service Delivery

Beyond birthing groundbreaking services, technology is also transforming the delivery of existing ones, fostering accessibility, convenience, and productivity. From mundane tasks like bill paying and tracking orders to complex transactions and information seeking, technology streamlines customer interactions. We've witnessed a remarkable evolution, from face-to-face service to telephone hotlines, interactive voice systems, internet portals, and now, even mobile solutions. Similarly, technology empowers seamless transactions, offering direct channels for purchases and business operations.

Most importantly, it unlocks a wealth of knowledge and facilitates learning, research, and collaboration. Information is readily available as never before, empowering consumers like never before. Consider the healthcare landscape: over 20,000 health-related websites equip individuals with knowledge, actively shaping their healthcare decisions and engagement. Technology, therefore, acts as a potent catalyst, not just creating new service avenues, but also revolutionizing how we experience and interact with existing ones.

❖ Enabling Customers and Employees

Technology empowers both customers and employees to become active participants in shaping exceptional service experiences. Self-service technologies like online banking, where customers can manage accounts, apply for loans, and access crucial information independently, are revolutionizing service delivery. These innovations transcend the banking industry, permeating diverse sectors and granting customers greater autonomy and efficiency. For employees, technology acts as a potent support system, enhancing their effectiveness and service quality. Customer relationship management software, sales support tools, and product information platforms equip frontline staff with valuable knowledge and resources. These technologies also enable customization and co-creation of services, allowing employees to tailor solutions to meet individual customer needs. In essence, technology acts as a bridge, fostering empowerment and collaboration on both sides of the service equation, ultimately leading to enhanced service quality and satisfaction.

❖ Escalating Global Reach

The shackles of locality have been shattered by technology, propelling services into a global arena unimaginable just a few decades ago. The boundless nature of the internet has blurred geographical borders, enabling information, customer service, and transactions to seamlessly traverse continents and reach customers wherever they may be. This global reach extends beyond just customers; technology empowers employees of international companies to collaborate effortlessly, share information, and form virtual work teams, transcending distance and allowing services to be delivered by a truly global workforce. This revolution in accessibility has fundamentally reshaped the service landscape, opening doors to unprecedented opportunities for both providers and consumers alike.

TECHNICAL DRIVERS OF SUCCESSFUL SERVICE GAP CLOSURE STRATEGIES

In the following sections, we'll embark on a captivating journey where the timeless principles of the Gaps Model of Service Quality (Figure 1) intertwine with the dynamic forces of technology. We'll delve into each individual gap, scrutinizing how technological advancements have reshaped the strategies employed to bridge them. By weaving the previously identified technology themes into these gap-specific strategies, we'll illuminate how service management has been, and will continue to be, profoundly influenced by the ever-evolving digital landscape. Prepare yourselves for a comprehensive exploration of how technology acts as a catalyst for service excellence in the 21st century.

❖ Customer Gap

At the heart of the Gaps Model lies the Customer Gap, where customer expectations and their perception of service performance converge. Bridging this gap, by exceeding or meeting expectations, defines service quality from the customer's perspective. Since its inception, understanding both expectations and perceptions has blossomed into a dynamic research field. Scholars have meticulously dissected these concepts, crafting instruments like SERVQUAL to measure them and exploring their intricate connection with service quality (Zeithaml et al., 1993; Parasuraman et al., 1988; Boulding et al., 1993). A cornerstone of this research lies in identifying the five key dimensions of service quality: reliability, responsiveness, assurance, empathy, and tangibles (Parasuraman et al., 1988). SERVQUAL, the measure for these dimensions, has found widespread application and adaptation across diverse industries.

Further research streams have delved into service encounters (Bitner et al., 1990), customer satisfaction (Oliver, 1997), and loyalty (Heskett et al., 1997), illuminating their intricate connections with service quality (Zeithaml et al., 1996; Rust et al., 2002). Notably, these vibrant research areas, all born after the 1980s, continue to thrive today. However, the original Customer Gap focused on expectations and perceptions formed during in-person, phone, or mail-based interactions. The original SERVQUAL and models of expectation formation were firmly rooted in the realm of interpersonal services. Early managerial and research concerns revolved around how customers learn about and form expectations for intangible services they couldn't experience before purchase. Additionally, understanding how customers judge service quality and satisfaction during "moments of truth" with employees presented another research challenge.

❖ Technology's Metamorphosis of the Customer Gap

The past two decades have witnessed a technological revolution that profoundly reshaped the Customer Gap within the service landscape. Traditional, employee-driven service delivery has given way to a surge in self-service technologies, exemplified by the digital photography revolution. Gone are the days of film processing and laborious album creation; now, individuals wield digital cameras, capturing and managing their memories electronically. This self-service paradigm, enabled by technology, casts customers in a co-production role, significantly altering service delivery and influencing their expectations beyond just provider performance. Furthermore, technological advancements have birthed entirely new service categories, often defying the expectations frameworks established for earlier models. Consider the unfathomable innovations of just a decade ago – these redefine customer expectations, demanding fresh models for understanding and fulfilling them. Technology has also transformed how customers learn about and evaluate services. Web searches, virtual tours, and readily available price comparisons paint a vastly different picture than the information scarcity of pre-internet days. Word-of-mouth, while always crucial, has undergone a metamorphosis, with online reviews and dedicated online communities shaping expectations and influencing judgements like never before. These seismic shifts necessitate a renewed approach for companies grappling with the Customer Gap. Understanding these evolving expectations and designing services to meet them effectively pose novel challenges. In the following sections, we delve into each provider gap of the model, exploring traditional closing strategies and meticulously analyzing the transformative impact of technology on each one.

❖ Provider Gap 1: The Listening Gap

Provider Gap 1, the "Listening Gap," exposes a critical disconnect between what customers expect and what companies understand. Often, this gap arises from an incomplete grasp of customer expectations, stemming from various factors like infrequent direct interactions, reluctance to inquire, or lack of preparedness to address concerns. Bridging this gap hinges on acquiring accurate information about customer aspirations. This requires assessing expectations not just prior to service development but also continuously monitoring them after launch. Figure 1.2 outlines key strategies for closing Gap 1, each backed by extensive research and practical applications (Zeithaml et al., 2009). The first approach involves actively listening to customers through diverse channels, including traditional market research tools like surveys and focus groups, service-specific methods like SERVQUAL and mystery shopping, and employee upward communication. Building strong customer relationships forms the second strategy. This transcends mere transactions in settings with interpersonal contact, encompassing efforts like learning customer names and understanding evolving needs of business-to-business clients. Relationship marketing, distinct from transaction-focused initiatives, typically plays out through dedicated front-line personnel. Finally, closing Gap 1 also demands knowing and acting upon customer expectations during service failures. The crucial role of exceeding expectations in such situations is well-documented (Tax et al., 1998).

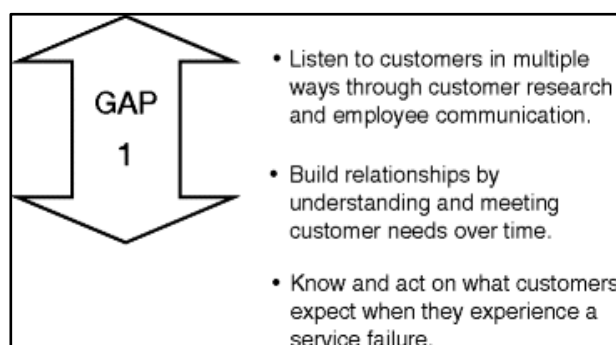


Fig.1.2: Strategies for Closing the Listening Gap

❖ Bridging the Provider Gap 1: How Technology Illuminates Customer Expectations

Technology has revolutionized our understanding of customers, directly impacting how companies close the Listening Gap. Two key pillars of this transformation are online customer research and customer relationship management (CRM) systems. Online research has replaced clunky comment cards and intrusive phone calls with engaging, interactive cyber surveys. This not only improves response rates but also allows for richer data collection through multimedia elements and eliminates interviewer bias.

Additionally, targeting specific demographics like high-income individuals or business-to-business segments becomes significantly easier and more cost-effective compared to traditional methods. CRM systems, on the other hand, empower companies to build deeper, personalized relationships with customers. By analyzing individual purchase histories, preferences, and interactions, these systems enable companies to tailor services and offerings to specific needs. Hallmark's Gold Crown program and Harrah's Total Rewards system exemplify this approach, leveraging loyalty programs and data tracking to reward and incentivize valuable customers.

❖ **Gap 2-Bridging the Canyon: Closing the Design and Standards Gap in the Digital Age**

While understanding customer expectations through Gap 1 is crucial, it's only half the battle. Bridging Gap 2, the "Design and Standards Gap," ensures those expectations translate into actual service delivery. This gap focuses on designing services and developing customer-defined standards to measure performance against. Figure 1.3 outlines key strategies for closing Gap 2. The first involves implementing structured new service development practices, akin to a formalized "services R&D." Imagine standardized product development processes applied to service creation, a concept still uncommon in the service sector (IBM's global research labs being a notable exception). Such a process typically involves steps like strategy formulation, idea generation, and meticulous implementation (Cooper & Edgett, 1999; Edvardsson et al., 2000). While the intangible and co-created nature of services presents unique challenges compared to established product development processes, adhering to a structured approach, engaging customers, and carefully prototyping service implementation are critical for ensuring designs that meet expectations (Henard & Szymanski, 2001). The second strategy emphasizes understanding the entire customer experience and designing all elements to meet or exceed expectations. This encompasses everything from initial engagement to the service's completion, including customer-facing processes, the service environment ("servicescape"), and employee-customer interactions. Viewing these operational elements from the customer's perspective and designing them for consistency with expectations is crucial for closing Gap 2. Techniques like service blueprinting have emerged to aid in this design process, addressing the complexities inherent in service design (Bitner et al., 2008). Finally, Gap 2 emphasizes the importance of measuring service operations through customer-defined standards. Without such standards, or if they fail to reflect customer expectations, perceived service quality is bound to suffer. Service measurement often relies on traditional, internal metrics that may not align with customer needs and expectations.

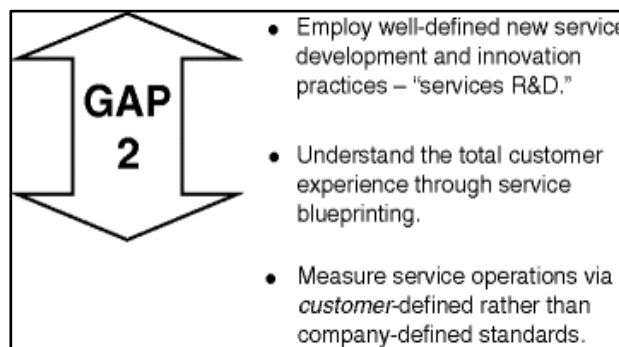


Fig.1.3: Strategies for Closing the Design and Standards Divide

❖ **Technology’s Impact on Gap 2**

While traditionally, Gap 2 focused on designing interpersonal services and real-time processes, the rise of technology has shifted the paradigm. The inherent variability of face-to-face interactions makes standardization challenging, but technology-enabled services offer a compelling alternative. Consider Amazon's online book sales: their sophisticated infrastructure delivers consistent, highly standardized ordering, payment, and recommendation services - a feat nearly impossible in a traditional brick-and-mortar setting. Beyond standardization, technology facilitates the creation of entirely new services that meet evolving customer needs. eBay's network of buyers and sellers exemplifies this, fostering an entire service industry and providing outlets for individuals and businesses. Similarly, IBM and Caterpillar's real-time smart-service monitoring systems revolutionize repair, maintenance, and customer service in their respective fields. Healthcare even witnesses advancements like remote patient monitoring and video-based surgical training, demonstrating the innovative ways technology shapes service expectations. Furthermore, technology alleviates some of the traditional hurdles in service innovation.

Visual prototypes and virtual experiences now aid concept development and prototype testing, allowing for real-time customer feedback and iterative design. Service blueprinting, once a manual process, has been transformed into "living blueprints" accessible online, incorporating multimedia elements like photos and videos for enhanced clarity. Finally, technology streamlines the measurement of service operations against customer expectations. Web-based feedback systems and internal databases facilitate frequent and efficient service tracking. Additionally, technology enables easy documentation and communication of performance metrics related to customer-driven standards, ensuring their visibility and accessibility.

❖ Gap 3 – The Service Performance Gap

While meticulously designed services and customer-centric standards are crucial, bridging the final hurdle to service excellence requires closing Gap 3: the Service Performance Gap. This gap hinges on ensuring actual service delivery flawlessly aligns with established designs and expectations. Figure 1.4 outlines key strategies for conquering this challenge. The first and most critical step involves aligning the company's human resource strategies with service excellence. This means recruiting and retaining the right individuals – those possessing both the technical skills and genuine passion for delivering exceptional service. Ongoing training and development empower these individuals with the necessary expertise and confidence to consistently exceed customer expectations. Finally, recognizing and rewarding top performers through competitive compensation, promotions, and other incentives fosters a culture of service excellence and motivates employees to continuously deliver their best.

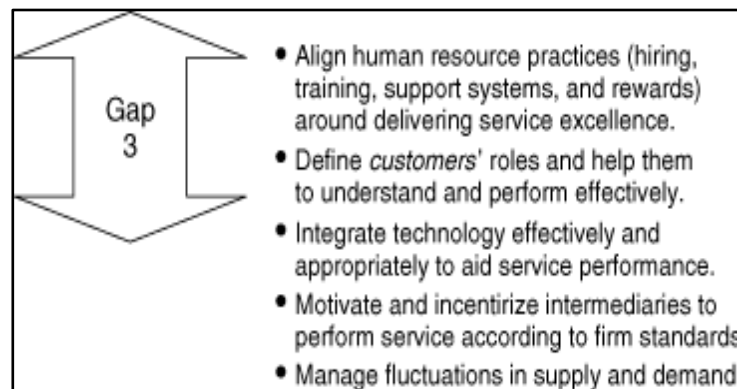


Fig.1.4: Strategies for Closing the Service Delivery Gap

Bridging Gap 3 also necessitates acknowledging the customer's role in service delivery. Customers not only influence service outcomes but can also unintentionally widen the gap through misunderstandings or limitations. Therefore, clearly defining and communicating customer responsibilities ("job descriptions") becomes crucial. By treating customers as "partial employees," organizations can employ similar strategies as with service personnel, such as training and support, to ensure effective co-creation. Furthermore, technology integration plays a vital role in Gap 3 closure. Tools that streamline tasks and enhance communication benefit both service employees and customers. For instance, Mayo Clinic's interconnected medical record system improves efficiency and patient care coordination. Similarly, I Print empowers customers with user-friendly technology to self-design and order print materials, eliminating dependence on professional expertise. By embracing technology as a co-creation facilitator, organizations can empower customers and bridge the service performance gap.

❖ Technology's Impact on Gap 3

While the Gaps Model traditionally focused on interpersonal interactions and employee/customer roles in service performance, the rise of technology has shifted the paradigm. Technology empowers both parties, enabling employees to become more efficient and effective. For example, Symantec customer service representatives can now manage multiple online chats simultaneously, even remotely diagnosing and fixing software issues for customers, significantly boosting both employee efficiency and customer satisfaction. Customers, too, are empowered by technology. Airlines like Northwest Airlines (now Delta) allow passengers to "check-in" online and receive electronic boarding passes on their smartphones, eliminating wait times and paper documents, adding value to the service experience. Furthermore, self-service technologies, like Netflix's DVD home delivery or Paytrust's online bill payment platform, completely remove the need for employee interaction, offering cost savings, convenience, and increased customer satisfaction.

Medical websites providing healthcare information empower patients to make informed decisions, further highlighting the transformative impact of technology on Gap 3 closure.

❖ Gap 4 – Bridge the Communication Gap

The final hurdle in bridging the service quality gap lies in Gap 4: the Communication Gap. This gap arises when promises made through advertising, pricing, and other outward communications fail to align with the actual service delivered. Figure 1.5 outlines key strategies for closing this gap. The crux lies in integrated services marketing communication, ensuring every message about the service, regardless of source or channel, resonates with customers' expectations and matches the lived experience. This task is increasingly complex in today's communication landscape, encompassing traditional channels like websites and print media alongside newer avenues like blogs, virtual communities, and even everyday employee interactions. The challenge lies in ensuring consistency across this diverse array of voices, a crucial yet daunting step in bridging the Communication Gap.

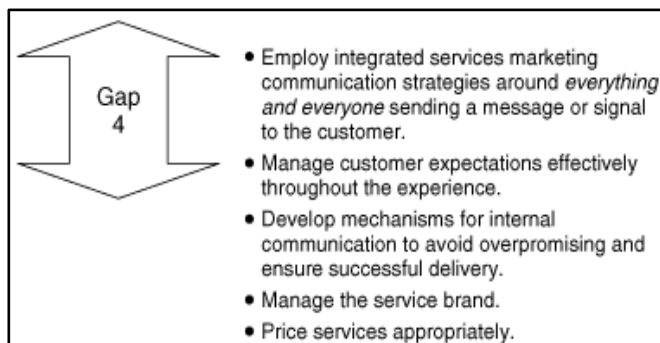


Fig.1.5: Strategies for Closing the Bridge the Communication Gap

Closing the Communication Gap also requires managing customer expectations throughout the service experience. This is particularly crucial for extended services spanning days, weeks, or even years, where evolving business realities, changing customer needs, and financial pressures can necessitate adjustments to the initial service promise. Effective communication involves managing expectations down when necessary, such as notifying customers about discontinuing certain services or raising prices. Finally, internal communication mechanisms play a vital role in bridging the gap. Misaligned promises often stem from overzealous sales and marketing efforts. While promotion is crucial, exceeding the organization's delivery capabilities through excessive promises can backfire, attracting customers only to lose them due to unmet expectations. To avoid this, internal communication strategies like vertical communication are essential. Keeping employees informed of corporate strategy and marketing messages ensures they accurately communicate brand promises to customers. Additionally, horizontal communication across departments like marketing, operations, and service design helps align promises with actual service delivery capabilities. By fostering internal clarity and alignment, these communication strategies pave the way for closing the Communication Gap and delivering on service promises.

❖ Technology's Impact on Gap 4

As technology infuses traditional communication channels like sales interactions, service environments, and advertising, Gap 4 faces a dynamic new landscape. Communication capabilities have become more flexible, allowing for rapid updates, dynamic pricing, and targeted messages for specific customer segments. Additionally, a plethora of new channels like blogs, targeted emails, and virtual service experiences have emerged, demanding seamless integration and consistent messaging across them all. These channels are no longer optional – customers increasingly expect them as standard communication avenues. Virtual experiences, once unimaginable, now showcase service offerings online, giving customers a glimpse of the physical environment, service process, and personnel involved. This facilitates comparison shopping for services, something unthinkable just a decade ago. Online brand communities and rapid internet communication amplify the power of word-of-mouth, further shaping customer expectations. Technology is also chipping away at the traditional service vs. goods distinction, making price comparisons easier through website hopping and virtual experiences. However, a crucial challenge remains: ensuring online portrayals of exceptional service, stunning visuals, and exemplary employees actually translate into real-life experiences. While communication channels have exploded, achieving effective integrated communication in this dynamic new age remains a persistent hurdle for service firms.

KEY FINDINGS ON TECHNOLOGY'S IMPACT ON THE GAPS MODEL

★ Shifting Roles and Empowering Participants

- Technology empowers both service employees (through improved tools and efficiency) and customers (through co-creation opportunities and self-service options).
- Human resource strategies must adapt to support employee skills and motivation for technology-enabled service delivery.
- Customer involvement needs clear definition and support to facilitate effective co-creation.

★ Dynamic Communication Landscape

- Traditional communication channels (advertising, sales interactions) are now infused with technology, enabling dynamic updates and targeted messaging.
- New channels like blogs, virtual experiences, and online communities have emerged, demanding seamless integration for consistent messaging.
- Managing customer expectations through effective communication throughout the service journey becomes crucial.

★ Bridging the Gap Between Online and Offline

- Virtual experiences offer valuable insights into service offerings, impacting customer expectations and comparison shopping.
- Online brand communities and rapid internet communication amplify word-of-mouth, further shaping expectations.
- The challenge remains to ensure online portrayals of exceptional service translate into real-life experiences.

★ Evolving Service Landscape

- Technology blurs the lines between goods and services, making price comparisons easier through virtual experiences and online browsing.
- Service firms need to embrace agility and adapt to changing customer expectations driven by technological advancements.

FUTURE DIRECTIONS

As technology redefines the service landscape, the Gaps Model's future lies in adapting to this dynamic realm. Research can delve deeper into technology's impact on employee-customer interactions, personalization, and automation. Bridging the online-offline gap demands exploring VR/AR integration, omnichannel strategies, and measuring service quality in hybrid environments. Service design and marketing can evolve through dynamic pricing models, data-driven customization, and adapting communication to tech-savvy customers. Ethical considerations like digital inclusion, job displacement, and data privacy also warrant attention. By navigating these future directions, we can ensure the Gaps Model's continued relevance and leverage technology to bridge communication gaps, enhance customer experiences, and deliver exceptional service in the years to come.

Conclusion

In closing, the Gaps Model endures as a robust framework for understanding service quality, even as technological tides reshape the landscape. However, effectively bridging these gaps in the technology era demands a nuanced approach. We must acknowledge the transformative power of technology, empowering both service personnel and customers, reshaping communication channels, and blurring the lines between physical and digital realms. Moving forward, research and practice must dive deeper into technology's multifaceted impact. This necessitates exploring innovative strategies for seamless integration across online and offline touchpoints, while prioritizing ethical considerations in service design and delivery. By embracing agility, fostering customer co-creation, and employing technology as a bridge, not a barrier, service firms can navigate this dynamic landscape. This path leads to delivering exceptional experiences that consistently meet, and even surpass, customer expectations. Ultimately, the future of service quality hinges on harnessing technology's potential while remaining faithful to the core principles of the Gaps Model: ensuring consistent alignment between promises made, processes implemented, and customer perceptions formed.

This serves as a clarion call for both service providers and researchers – to continuously adapt, innovate, and bridge the gaps, paving the way for a future where exceptional service is not just an aspiration, but a ubiquitous reality.

REFERENCES:

- ❖ Smith, G., Smith, A. and Clarke, A., 2007. Evaluating service quality in universities: a service department perspective. *Quality assurance in education*, 15(3), pp.334-351.
- ❖ Tsai, W.H., Hsu, W. and Chou, W.C., 2011. A gap analysis model for improving airport service quality. *Total Quality Management & Business Excellence*, 22(10), pp.1025-1040.
- ❖ Shahin, A., BaloueiJamkhaneh, H. and Zahra Hosseini Cheryani, S., 2014. EFQMQual: evaluating the implementation of the European quality award based on the concepts of model of service quality gaps and ServQual approach. *Measuring Business Excellence*, 18(3), pp.38-56.
- ❖ Brown, S.W. and Swartz, T.A., 1989. A gap analysis of professional service quality. *Journal of marketing*, 53(2), pp.92-98.
- ❖ Tsai, M.C., Chen, L.F., Chan, Y.H. and Lin, S.P., 2011. Looking for potential service quality gaps to improve customer satisfaction by using a new GA approach. *Total Quality Management & Business Excellence*, 22(9), pp.941-956.
- ❖ Brandon-Jones, A. and Silvestro, R., 2010. Measuring internal service quality: comparing the gap-based and perceptions-only approaches. *International Journal of Operations & Production Management*, 30(12), pp.1291-1318.
- ❖ Zeithaml, V.A., Bitner, M.J. and Gremler, D.D., 1996. The gaps model of service quality. *Services Marketing*, pp.37-49.
- ❖ Mauri, A.G., Minazzi, R. and Muccio, S., 2013. A review of literature on the gaps model on service quality: A 3-decades period: 1985-2013. *International Business Research*, 6(12), p.134.
- ❖ Alijanzadeh, M., Fattahi, H., Veisi, F., Alizadeh, B., Khedmatgozar, Z. and Gholami, S., 2018. Assessment of educational service quality gap: The students' perspectives. *Educational Research in Medical Sciences*, 7(1).
- ❖ Kassim, N.M. and Bojei, J., 2002. Service quality: gaps in the Malaysian telemarketing industry. *Journal of business research*, 55(10), pp.845-852.
- ❖ Ali, S.S., Kaur, R., Pande, M.J. and Ahmad, F., 2014. Service quality gap approach: A case of Indian customer's satisfaction of private banks. *International Journal of Business Excellence* 2, 7(4), pp.429-453.
- ❖ Mujinga, M., 2019, March. Retail banking service quality measurement: SERVQUAL gap analysis. In 2019 Conference on Information Communications Technology and Society (ICTAS) (pp. 1-6). IEEE.
- ❖ Angur, M.G., Nataraajan, R. and Jahera, J.S., 1999. Service quality in the banking industry: an assessment in a developing economy. *International journal of bank marketing*, 17(3), pp.116-125.
- ❖ Kumar, M., Kee, F.T. and Charles, V., 2010. Comparative evaluation of critical factors in delivering service quality of banks: An application of dominance analysis in modified SERVQUAL model. *International Journal of Quality & Reliability Management*, 27(3), pp.351-377.
- ❖ Behara, R.S., Fisher, W.W. and Lemmink, J.G., 2002. Modelling and evaluating service quality measurement using neural networks. *International journal of operations & production management*, 22(10), pp.1162-1185.
- ❖ Urban, W., 2009. Service quality gaps and their role in service enterprises development. *Technological and Economic Development of Economy*, (4), pp.631-645.
- ❖ Tan, K.C. and Kek, S.W., 2004. Service quality in higher education using an enhanced SERVQUAL approach. *Quality in higher education*, 10(1), pp.17-24.
- ❖ Lin, J.S.C. and Hsieh, P.L., 2011. Assessing the self-service technology encounters: development and validation of SSTQUAL scale. *Journal of retailing*, 87(2), pp.194-206.
- ❖ Parasuraman, A., 2010. Service productivity, quality and innovation: Implications for service-design practice and research. *International Journal of Quality and Service Sciences*, 2(3), pp.277-286.
- ❖ Hernon, P. and Altman, E., 2010. Assessing service quality: Satisfying the expectations of library customers. *American Library Association*.
- ❖ Rigotti, S. and Pitt, L., 1992. SERVQUAL as a measuring instrument for service provider gaps in business schools. *Management Research News*, 15(3), pp.9-17.
- ❖ Lin, J.S.C. and Chang, H.C., 2011. The role of technology readiness in self-service technology acceptance. *Managing Service Quality: An International Journal*, 21(4), pp.424-444.
- ❖ Parasuraman, A., Berry, L.L. and Zeithaml, V.A., 1991. Perceived service quality as a customer-based performance measure: An empirical examination of organizational barriers using an extended service quality model. *Human resource management*, 30(3), pp.335-364.

- ❖ Rooney, A.L. and Van Ostenberg, P.R., 1999. Licensure, accreditation, and certification: approaches to health services quality. Bethesda, MD, USA: Center for Human Services, Quality Assurance Project.
- ❖ Murali, S., Pugazhendhi, S. and Muralidharan, C., 2016. Modelling and investigating the relationship of after sales service quality with customer satisfaction, retention and loyalty—a case study of home appliances business. *Journal of retailing and consumer services*, 30, pp.67-83.
- ❖ Barić, D., Anić, P. and Macías Bedoya, A., 2016. Combining benefit-sought segmentation and service quality gap analysis: Case study of Paklenica National Park, Croatia. *Tourism: An International Interdisciplinary Journal*, 64(1), pp.7-25.
- ❖ Meidutė-Kavaliauskienė, I., Vasilienė-Vasiliauskienė, V. and Vasiliauskas, A.V., 2020. Identification of sectoral logistics service quality gaps by applying SERVQUAL method. *Transport*, 35(4), pp.419-434.
- ❖ Tan, L.H., Hamid, S.R. and Chew, B.C., 2016. Service quality audit based on conceptual gaps model of service quality: a case study of top three largest local bank in Malaysia. *International Journal of Productivity and Quality Management*, 18(1), pp.99-115.
- ❖ Kueh, K. and Ho Voon, B., 2007. Culture and service quality expectations: Evidence from Generation Y consumers in Malaysia. *Managing Service Quality: An International Journal*, 17(6), pp.656-680.
- ❖ Eraqi, M.I., 2006. Tourism services quality (TourServQual) in Egypt: The viewpoints of external and internal customers. *Benchmarking: an international journal*, 13(4), pp.469-492.
- ❖ Mukherjee, A. and Malhotra, N., 2006. Does role clarity explain employee-perceived service quality? A study of antecedents and consequences in call centres. *International Journal of Service Industry Management*, 17(5), pp.444-473.
- ❖ Danehchin, N., Javadifar, N., Irvani, M. and Dastoorpoor, M., 2023. Service Quality Gap of Care During Childbirth and Postpartum and Its Relationship with Childbirth Satisfaction. *Journal of Health Sciences & Surveillance System*, 11(1), pp.63-69.
- ❖ Babakus, E. and Boller, G.W., 1992. An empirical assessment of the SERVQUAL scale. *Journal of Business research*, 24(3), pp.253-268.
- ❖ Bati, T.B. and Workneh, A.W., 2021. Evaluating integrated use of information technologies in secondary schools of Ethiopia using design-reality gap analysis: A school-level study. *The electronic journal of information systems in developing countries*, 87(1), p.e12148.
- ❖ Ryan, C. and Cessford, G., 2003. Developing a visitor satisfaction monitoring methodology: Quality gaps, crowding and some results. *Current Issues in Tourism*, 6(6), pp.457-507.
- ❖ Quinn, A., Lemay, G., Larsen, P. and Johnson, D.M., 2009. Service quality in higher education. *Total Quality Management*, 20(2), pp.139-152.
- ❖ A'aqoulah, A., Kuyini, A.B. and Albalas, S., 2022. Exploring the gap between patients' expectations and perceptions of healthcare service quality. *Patient preference and adherence*, pp.1295-1305.
- ❖ Suhartanto, D., Helmi Ali, M., Tan, K.H., Sjahroeddin, F. and Kusdibyo, L., 2019. Loyalty toward online food delivery service: the role of e-service quality and food quality. *Journal of foodservice business research*, 22(1), pp.81-97.
- ❖ Al-Hawari, M., Hartley, N. and Ward, T., 2005. Measuring Banks' Automated Service Quality: A Confirmatory Factor Analysis Approach. *Marketing bulletin*, 16.
- ❖ Nambiar, B.K., Ramanathan, H.N., Rana, S. and Prashar, S., 2018. Perceived service quality and customer satisfaction: A missing link in Indian banking sector. *Vision*, 23(1), pp.44-55.
- ❖ Kettinger, W.J. and Lee, C.C., 1994. Perceived service quality and user satisfaction with the information services function. *Decision sciences*, 25(5-6), pp.737-766.
- ❖ Wong, M.S., Hideki, N. and George, P., 2011. The use of importance-performance analysis (IPA) in evaluating Japan's e-government services. *Journal of theoretical and applied electronic commerce research*, 6(2), pp.17-30.
- ❖ Lewis, B.R., Reid, I. and Bamford, D., 2016. Managing service quality. *Managing Quality 6e: An Essential Guide and Resource Gateway*, pp.119-139.
- ❖ Fernandes, T. and Pedroso, R., 2017. The effect of self-checkout quality on customer satisfaction and repatronage in a retail context. *Service Business*, 11, pp.69-92.
- ❖ McDonald, K.M., Schultz, E.M. and Chang, C., 2013. Evaluating the state of quality-improvement science through evidence synthesis: insights from the closing the quality gap series. *The Permanente Journal*, 17(4), p.52.
- ❖ Sardar, A., Amjad, S. and Ali, U., 2016. An empirical analysis of the service quality gap in business education: Evidence from higher education in Pakistan. *Journal of Education for Business*, 91(3), pp.148-158.

- ❖ Shahin, A. and Janatyan, N., 2011. Estimation of customer dissatisfaction based on service quality gaps by correlation and regression analysis in a travel agency. *International Journal of Business and Management*, 6(3), p.99.
- ❖ Samanhyia, S., Arhin-Larbi, L., Adusei, C. and Donbesuur, F., 2014. Assessing the educational quality gap in Ghana: Evidence from the Ashanti region. *International Journal of Economics, Commerce and management*, 2(11), pp.2348-3386.
- ❖ Piercy, N. and Rich, N., 2009. Lean transformation in the pure service environment: the case of the call service centre. *International journal of operations & production management*, 29(1), pp.54-76.
- ❖ Adabavazeh, N. and Nikbakht, M., 2020. Organization's performance measurement model based on the critical success factors of the reverse supply chain in airline industry with a quality gap approach. *Journal of Industrial Engineering and Management Studies*, 7(1), pp.177-190.